


**Features:**

- High power rating
- Wide resistance range
- Current handling up to 26 amps
- TCR down to  $\pm 50$  ppm/ $^{\circ}$ C
- Other resistance values may be available
- 100% RoHS compliant and lead free without exemption
- Halogen free
- REACH compliant



| Electrical Specifications - CSRF |                  |                         |  |
|----------------------------------|------------------|-------------------------|--|
| Type/Code                        | Power Rating (W) | TCR (ppm/ $^{\circ}$ C) | Ohmic Range ( $\Omega$ ) and Tolerance |
|                                  |                  |                         | 1% and 5%                              |
| CSRF0402 <sup>(2)</sup>          | 0.125            | $\pm 300$               | 0.003 - 0.007                          |
|                                  |                  | $\pm 200$               | 0.008 - 0.02                           |
| CSRF0603 <sup>(2)</sup>          | 0.25             | $\pm 100$               | 0.002 - 0.004                          |
|                                  |                  | $\pm 150$               | 0.005 - 0.009                          |
|                                  |                  | $\pm 75$                | 0.01 - 0.03                            |
| CSRF0805 <sup>(2)</sup>          | 0.5              | $\pm 100$               | 0.003 - 0.01                           |
|                                  |                  | $\pm 50$                | 0.011 - 0.03                           |
| CSRF0508 <sup>(2)</sup>          | 1                | $\pm 100$               | 0.005 - 0.009                          |
|                                  |                  | $\pm 50$                | 0.01 - 0.062                           |
| CSRF1206 <sup>(2)</sup>          | 1                | $\pm 100$               | 0.003 - 0.01                           |
|                                  |                  | $\pm 50$                | 0.011 - 0.05                           |
| CSRF0612                         | 1.5              | $\pm 100$               | 0.002 - 0.004                          |
|                                  |                  | $\pm 75$                | 0.005 - 0.03                           |
| CSRF2010 <sup>(1)</sup>          | 1                | $\pm 100$               | 0.003 - 0.009                          |
|                                  |                  | $\pm 50$                | 0.01 - 0.1                             |
| CSRF2512 <sup>(2)</sup>          | 2                | $\pm 100$               | 0.002 - 0.009                          |
|                                  |                  | $\pm 50$                | 0.01 - 0.56                            |
| CSRF2817                         | 5                | $\pm 50$                | 0.003 - 0.02                           |
|                                  | 4                |                         | 0.021 - 0.04                           |
|                                  | 3                |                         | 0.041 - 0.06                           |
|                                  | 2                |                         | 0.061 - 0.1                            |
| CSRF4320                         | 5                | $\pm 50$                | 0.01 - 0.33                            |

(1) For 2010 size, MOQ of 20K pieces per value is required.

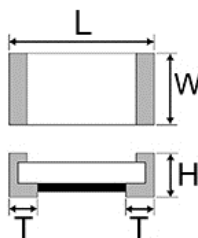
(2) Qualified to AEC-Q200

| Electrical Specifications – CSRF-HP |                  |              |                               |
|-------------------------------------|------------------|--------------|-------------------------------|
| Type/Code                           | Power Rating (W) | TCR (ppm/°C) | Ohmic Range (Ω) and Tolerance |
|                                     |                  |              | 1% and 5%                     |
| CSRF0402...-HP <sup>(2)</sup>       | 0.25             | ±400         | 0.0025                        |
|                                     |                  | ±300         | 0.003 - 0.004                 |
|                                     |                  | ±200         | 0.005 - 0.007                 |
|                                     |                  | ±100         | 0.008 - 0.02                  |
| CSRF0603...-HP <sup>(2)</sup>       | 0.5              | ±100         | 0.002 - 0.009                 |
|                                     |                  | ±75          | 0.01 - 0.03                   |
| CSRF0805...-HP                      | 1                | ±100         | 0.005 - 0.009                 |
|                                     |                  | ±50          | 0.01 - 0.03                   |

(2) Qualified to AEC-Q200

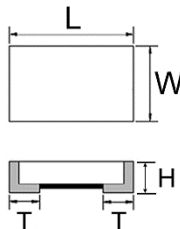
Please refer to the High-Power Resistor Application Note (page 9) for more information on designing and implementing high power resistor types.

### Mechanical Specifications – CSRF0402



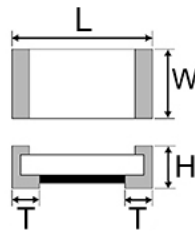
| Type/Code                     | L<br>Body Length             | W<br>Body Width              | H<br>Body Height             | T<br>Bottom Termination      | Unit         |
|-------------------------------|------------------------------|------------------------------|------------------------------|------------------------------|--------------|
| CSRF0402<br>0.003 Ω - 0.007 Ω | 0.039 ± 0.004<br>1.00 ± 0.10 | 0.022 ± 0.004<br>0.55 ± 0.10 | 0.018 ± 0.004<br>0.45 ± 0.10 | 0.014 ± 0.004<br>0.35 ± 0.10 | inches<br>mm |
| CSRF0402<br>0.008 Ω - 0.02 Ω  | 0.039 ± 0.004<br>1.00 ± 0.10 | 0.022 ± 0.004<br>0.55 ± 0.10 | 0.018 ± 0.004<br>0.45 ± 0.10 | 0.010 ± 0.004<br>0.25 ± 0.10 | inches<br>mm |

### Mechanical Specifications – CSRF0402...-HP



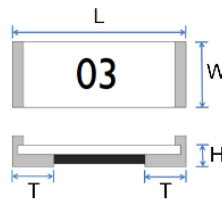
| Type/Code                           | L<br>Body Length             | W<br>Body Width              | H<br>Body Height             | T<br>Bottom Termination      | Unit         |
|-------------------------------------|------------------------------|------------------------------|------------------------------|------------------------------|--------------|
| CSRF0402...-HP<br>0.0025 Ω          | 0.039 ± 0.004<br>1.00 ± 0.10 | 0.022 ± 0.004<br>0.55 ± 0.10 | 0.018 ± 0.004<br>0.45 ± 0.10 | 0.018 ± 0.004<br>0.45 ± 0.10 | inches<br>mm |
| CSRF0402...-HP<br>0.003 Ω - 0.004 Ω | 0.039 ± 0.004<br>1.00 ± 0.10 | 0.022 ± 0.004<br>0.55 ± 0.10 | 0.018 ± 0.004<br>0.45 ± 0.10 | 0.018 ± 0.004<br>0.45 ± 0.10 | inches<br>mm |

**Mechanical Specifications – CSRF0402...-HP**



| Type/Code                           | L<br>Body Length             | W<br>Body Width              | H<br>Body Height             | T<br>Bottom Termination      | Unit         |
|-------------------------------------|------------------------------|------------------------------|------------------------------|------------------------------|--------------|
| CSRF0402...-HP<br>0.005 Ω - 0.007 Ω | 0.039 ± 0.004<br>1.00 ± 0.10 | 0.022 ± 0.004<br>0.55 ± 0.10 | 0.018 ± 0.004<br>0.45 ± 0.10 | 0.014 ± 0.004<br>0.35 ± 0.10 | inches<br>mm |
| CSRF0402...-HP<br>0.008 Ω - 0.02 Ω  | 0.039 ± 0.004<br>1.00 ± 0.10 | 0.022 ± 0.004<br>0.55 ± 0.10 | 0.018 ± 0.004<br>0.45 ± 0.10 | 0.010 ± 0.004<br>0.25 ± 0.10 | inches<br>mm |

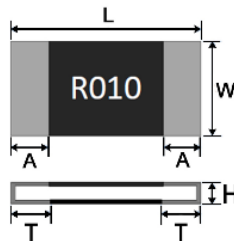
**Mechanical Specifications – CSRF0603 and CSRF0603...-HP**



| Type/Code                     | L<br>Body Length             | W<br>Body Width              | H<br>Body Height             | T<br>Bottom Termination      | Unit         |
|-------------------------------|------------------------------|------------------------------|------------------------------|------------------------------|--------------|
| CSRF0603<br>0.002 Ω - 0.004 Ω | 0.063 ± 0.004<br>1.60 ± 0.10 | 0.031 ± 0.004<br>0.80 ± 0.10 | 0.022 ± 0.006<br>0.55 ± 0.15 | 0.022 ± 0.008<br>0.55 ± 0.20 | inches<br>mm |
| CSRF0603<br>0.005 Ω - 0.03 Ω  | 0.063 ± 0.004<br>1.60 ± 0.10 | 0.031 ± 0.004<br>0.80 ± 0.10 | 0.022 ± 0.006<br>0.55 ± 0.15 | 0.012 ± 0.008<br>0.30 ± 0.20 | inches<br>mm |

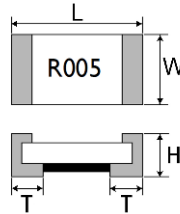
Note: CSRF0603...2L50 has no marking.

**Mechanical Specifications – CSRF0805**



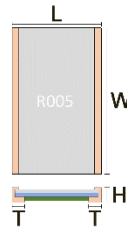
| Type/Code | L<br>Body Length             | W<br>Body Width              | H<br>Body Height             | A<br>Top Termination         | T<br>Bottom Termination      | Unit         |
|-----------|------------------------------|------------------------------|------------------------------|------------------------------|------------------------------|--------------|
| CSRF0805  | 0.083 ± 0.008<br>2.10 ± 0.20 | 0.051 ± 0.006<br>1.30 ± 0.15 | 0.028 ± 0.006<br>0.70 ± 0.15 | 0.016 ± 0.008<br>0.40 ± 0.20 | 0.018 ± 0.008<br>0.45 ± 0.20 | inches<br>mm |

**Mechanical Specifications – CSRF0805...-HP**



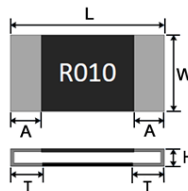
| Type/Code      | L<br>Body Length | W<br>Body Width | H<br>Body Height | T<br>Bottom Termination | Unit   |
|----------------|------------------|-----------------|------------------|-------------------------|--------|
| CSRF0805...-HP | 0.083 ± 0.008    | 0.051 ± 0.006   | 0.028 ± 0.006    | 0.018 ± 0.008           | inches |
|                | 2.10 ± 0.20      | 1.30 ± 0.15     | 0.70 ± 0.15      | 0.45 ± 0.20             | mm     |

**Mechanical Specifications – CSRF0508**



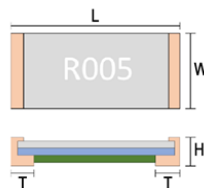
| Type/Code | L<br>Body Length | W<br>Body Width | H<br>Body Height | T<br>Bottom Termination | Unit   |
|-----------|------------------|-----------------|------------------|-------------------------|--------|
| CSRF0508  | 0.047 ± 0.010    | 0.079 ± 0.010   | 0.026 ± 0.008    | 0.017 ± 0.008           | inches |
|           | 1.20 ± 0.25      | 2.00 ± 0.25     | 0.65 ± 0.20      | 0.43 ± 0.20             | mm     |

**Mechanical Specifications – CSRF1206**



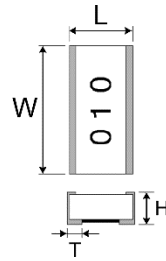
| Type/Code | L<br>Body Length | W<br>Body Width | H<br>Body Height | A<br>Top Termination | T<br>Bottom Termination | Unit   |
|-----------|------------------|-----------------|------------------|----------------------|-------------------------|--------|
| CSRF1206  | 0.122 ± 0.008    | 0.061 ± 0.008   | 0.031 ± 0.006    | 0.020 ± 0.008        | 0.022 ± 0.008           | inches |
|           | 3.10 ± 0.20      | 1.55 ± 0.20     | 0.80 ± 0.15      | 0.50 ± 0.20          | 0.55 ± 0.20             | mm     |

**Mechanical Specifications – CSRF2512**



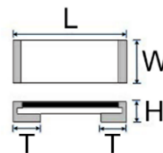
| Type/Code | L<br>Body Length | W<br>Body Width | H<br>Body Height | T<br>Bottom Termination | Unit   |
|-----------|------------------|-----------------|------------------|-------------------------|--------|
| CSRF2512  | 0.252 ± 0.012    | 0.126 ± 0.012   | 0.030 ± 0.012    | 0.055 ± 0.022           | inches |
|           | 6.40 ± 0.30      | 3.20 ± 0.30     | 0.75 ± 0.30      | 1.40 ± 0.55             | mm     |

**Mechanical Specifications – CSRF0612**



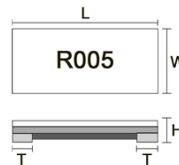
| Type/Code | L<br>Body Length | W<br>Body Width | H<br>Body Height | T<br>Bottom Termination | Unit   |
|-----------|------------------|-----------------|------------------|-------------------------|--------|
| CSRF0612  | 0.063 ± 0.008    | 0.126 ± 0.008   | 0.024 ± 0.008    | 0.012 ± 0.008           | inches |
|           | 1.60 ± 0.20      | 3.20 ± 0.20     | 0.60 ± 0.20      | 0.30 ± 0.20             | mm     |

**Mechanical Specifications – CSRF2010**



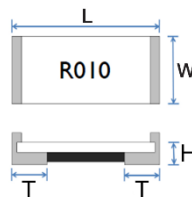
| Type/Code             | L<br>Body Length | W<br>Body Width | H<br>Body Height | T<br>Bottom Termination | Unit   |
|-----------------------|------------------|-----------------|------------------|-------------------------|--------|
| CSRF2010<br>< 0.005 Ω | 0.197 ± 0.008    | 0.098 ± 0.008   | 0.030 ± 0.008    | 0.063 ± 0.008           | inches |
|                       | 5.00 ± 0.20      | 2.50 ± 0.20     | 0.75 ± 0.20      | 1.60 ± 0.20             | mm     |
| CSRF2010<br>≥ 0.005 Ω | 0.197 ± 0.008    | 0.098 ± 0.008   | 0.030 ± 0.008    | 0.024 ± 0.008           | inches |
|                       | 5.00 ± 0.20      | 2.50 ± 0.20     | 0.75 ± 0.20      | 0.60 ± 0.20             | mm     |

**Mechanical Specifications – CSRF2817**



| Type/Code | Ohmic Value<br>(Ω) | L<br>Body Length | W<br>Body Width | H<br>Body Height | T<br>Bottom Termination | Unit   |
|-----------|--------------------|------------------|-----------------|------------------|-------------------------|--------|
| CSRF2817  | 0.003 - 0.004      | 0.280 ± 0.012    | 0.165 ± 0.012   | 0.031 ± 0.008    | 0.043 ± 0.012           | inches |
|           | 0.005 - 0.1        | 7.10 ± 0.30      | 4.20 ± 0.30     | 0.80 ± 0.20      | 1.10 ± 0.30             | mm     |
|           |                    |                  |                 |                  | 0.039 ± 0.012           | inches |
|           |                    |                  |                 |                  | 1.00 ± 0.30             | mm     |

**Mechanical Specifications – CSRF4320**

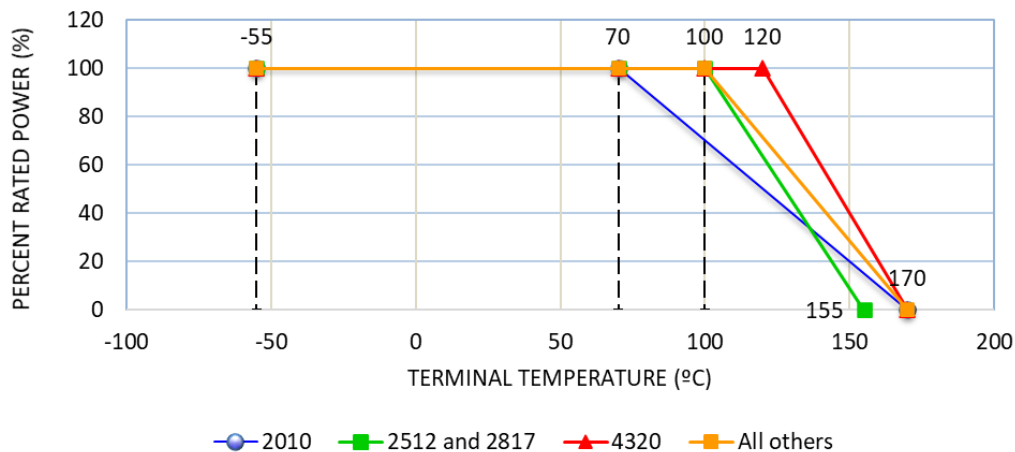


| Type/Code | L<br>Body Length | W<br>Body Width | H<br>Body Height | T<br>Bottom Termination | Unit   |
|-----------|------------------|-----------------|------------------|-------------------------|--------|
| CSRF4320  | 0.433 ± 0.008    | 0.197 ± 0.008   | 0.026 ± 0.008    | 0.093 ± 0.012           | inches |
|           | 11.00 ± 0.20     | 5.00 ± 0.20     | 0.65 ± 0.20      | 2.36 ± 0.30             | mm     |

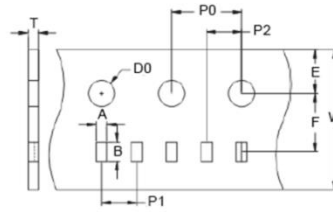
| Performance Characteristics        |                          |                      |         |  |
|------------------------------------|--------------------------|----------------------|---------|--|
| Test                               | Test Method              | Test Specification   | Typical | Test Condition   |
| Load Life                          | MIL-STD-202F-Method 108A | ±1%                  | ≤ 0.5%  | RCWV at 70°C; 1.5 hours "ON"; 0.5 hour "OFF"<br>Total 1000 ± 24 hours  |
| Resistance to Soldering Heat       | MIL-STD-202F-Method 210E | ±1%                  | ≤ 0.3%  | 260°C ± 5°C for 10 ± 1 seconds   |
| Solderability                      | MIL-STD-202F-Method 208H | minimum 95% coverage | > 95%   | 245°C ± 5°C for 2 ± 0.5 seconds  |
| Thermal Shock                      | MIL-STD-202F-Method 107G | ±1%                  | ≤ 0.3%  | -55°C to 150°C, 100 cycles   |
| Short Time Overload <sup>(*)</sup> | JIS-C-5202-5.5           | ± 1% + 0.5 mΩ        | ≤ 0.3%  | Sizes 0805-HP, 0508, 2512 and 2817:<br>2.5 X rated power for 5 seconds<br>Size 4320: 3 X rated power for 5 seconds<br>All other sizes: 5 X rated power for 5 seconds |
| High Temperature Exposure          |                          | ±1%                  | ≤ 0.2%  | 125°C, 1000 hours  |
| Moisture Resistance                | MIL-STD-202F-Method 106G | ±1%                  | ≤ 0.5%  |  |
| Insulation Resistance              | MIL-STD-202F-Method 302  | 1 MΩ minimum         | ≥ 1 MΩ  | Apply 100VDC for 1 minute  |

(\*) Sufficient copper size and weight required to maintain component temperature below 100°C  
Storage Temperature: 5°C ~ 35°C. humidity: 40% ~ 75%  
Operating temperature range: 2512 and 2817 = -55°C to + 155°C; all other sizes = -55°C to + 170°C

**Power Derating Curve:**

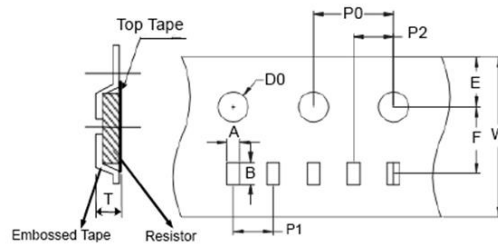


**Taping Specifications – Paper Tape**



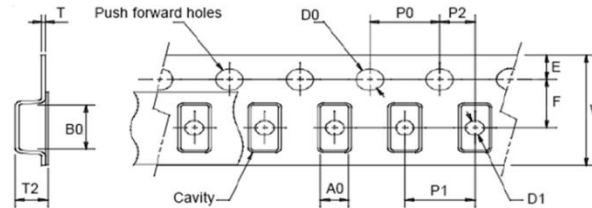
| Type/Code | A             | B             | E             | F             | W             | Unit   |
|-----------|---------------|---------------|---------------|---------------|---------------|--------|
| CSRF0402  | 0.028 ± 0.002 | 0.047 ± 0.002 | 0.069 ± 0.004 | 0.138 ± 0.002 | 0.315 ± 0.008 | Inches |
|           | 0.70 ± 0.05   | 1.20 ± 0.05   | 1.75 ± 0.10   | 3.50 ± 0.05   | 8.00 ± 0.20   | mm     |
| CSRF0603  | 0.043 ± 0.004 | 0.075 ± 0.004 | 0.069 ± 0.004 | 0.138 ± 0.002 | 0.315 ± 0.008 | Inches |
|           | 1.10 ± 0.10   | 1.90 ± 0.10   | 1.75 ± 0.10   | 3.50 ± 0.05   | 8.00 ± 0.20   | mm     |
| CSRF0805  | 0.063 ± 0.004 | 0.094 ± 0.004 | 0.069 ± 0.004 | 0.138 ± 0.002 | 0.315 ± 0.008 | Inches |
|           | 1.60 ± 0.10   | 2.40 ± 0.10   | 1.75 ± 0.10   | 3.50 ± 0.05   | 8.00 ± 0.20   | mm     |
| CSRF0508  | 0.066 ± 0.008 | 0.094 ± 0.008 | 0.069 ± 0.004 | 0.138 ± 0.004 | 0.315 ± 0.012 | Inches |
|           | 1.68 ± 0.20   | 2.38 ± 0.20   | 1.75 ± 0.10   | 3.50 ± 0.10   | 8.00 ± 0.30   | mm     |
| CSRF1206  | 0.079 ± 0.004 | 0.142 ± 0.004 | 0.069 ± 0.004 | 0.138 ± 0.002 | 0.315 ± 0.008 | Inches |
|           | 2.00 ± 0.10   | 3.60 ± 0.10   | 1.75 ± 0.10   | 3.50 ± 0.05   | 8.00 ± 0.20   | mm     |
| CSRF0612  | 0.079 ± 0.004 | 0.142 ± 0.004 | 0.069 ± 0.004 | 0.138 ± 0.002 | 0.315 ± 0.008 | Inches |
|           | 2.00 ± 0.10   | 3.60 ± 0.10   | 1.75 ± 0.10   | 3.50 ± 0.05   | 8.00 ± 0.20   | mm     |
| Type/Code | P0            | P1            | P2            | D0            | T             | Unit   |
| CSRF0402  | 0.157 ± 0.004 | 0.079 ± 0.004 | 0.079 ± 0.002 | 0.061 ± 0.002 | 0.024 ± 0.004 | Inches |
|           | 4.00 ± 0.10   | 2.00 ± 0.10   | 2.00 ± 0.05   | 1.55 ± 0.05   | 0.60 ± 0.10   | mm     |
| CSRF0603  | 0.157 ± 0.004 | 0.157 ± 0.004 | 0.079 ± 0.002 | 0.061 ± 0.002 | 0.028 ± 0.004 | Inches |
|           | 4.00 ± 0.10   | 4.00 ± 0.10   | 2.00 ± 0.05   | 1.55 ± 0.05   | 0.70 ± 0.10   | mm     |
| CSRF0805  | 0.157 ± 0.004 | 0.157 ± 0.004 | 0.079 ± 0.002 | 0.061 ± 0.002 | 0.038 ± 0.004 | Inches |
|           | 4.00 ± 0.10   | 4.00 ± 0.10   | 2.00 ± 0.05   | 1.55 ± 0.05   | 0.97 ± 0.10   | mm     |
| CSRF0508  | 0.157 ± 0.004 | 0.157 ± 0.004 | 0.079 ± 0.004 | 0.059 ± 0.004 | 0.034 ± 0.008 | Inches |
|           | 4.00 ± 0.10   | 4.00 ± 0.10   | 2.00 ± 0.10   | 1.50 ± 0.10   | 0.87 ± 0.20   | mm     |
| CSRF1206  | 0.157 ± 0.004 | 0.157 ± 0.004 | 0.079 ± 0.002 | 0.061 ± 0.002 | 0.038 ± 0.004 | Inches |
|           | 4.00 ± 0.10   | 4.00 ± 0.10   | 2.00 ± 0.05   | 1.55 ± 0.05   | 0.97 ± 0.10   | mm     |
| CSRF0612  | 0.157 ± 0.004 | 0.157 ± 0.004 | 0.079 ± 0.002 | 0.061 ± 0.002 | 0.038 ± 0.004 | Inches |
|           | 4.00 ± 0.10   | 4.00 ± 0.10   | 2.00 ± 0.05   | 1.55 ± 0.05   | 0.97 ± 0.10   | mm     |

**Taping Specifications – Embossed Plastic Tape**



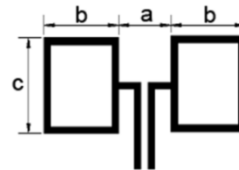
| Type/Code | A             | B             | E             | F             | W             | Unit   |
|-----------|---------------|---------------|---------------|---------------|---------------|--------|
| CSRF2010  | 0.110 ± 0.006 | 0.217 ± 0.006 | 0.069 ± 0.004 | 0.217 ± 0.002 | 0.472 ± 0.012 | Inches |
|           | 2.80 ± 0.15   | 5.50 ± 0.15   | 1.75 ± 0.10   | 5.50 ± 0.05   | 12.00 ± 0.30  | mm     |
| CSRF2512  | 0.134 ± 0.008 | 0.266 ± 0.008 | 0.069 ± 0.004 | 0.217 ± 0.004 | 0.472 ± 0.012 | Inches |
|           | 3.40 ± 0.20   | 6.75 ± 0.20   | 1.75 ± 0.10   | 5.50 ± 0.10   | 12.00 ± 0.30  | mm     |
| Type/Code | P0            | P1            | P2            | D0            | T             | Unit   |
| CSRF2010  | 0.157 ± 0.004 | 0.157 ± 0.004 | 0.079 ± 0.002 | 0.059 ± 0.004 | 0.033 ± 0.008 | Inches |
|           | 4.00 ± 0.10   | 4.00 ± 0.10   | 2.00 ± 0.05   | 1.50 ± 0.10   | 0.84 ± 0.20   | mm     |
| CSRF2512  | 0.157 ± 0.004 | 0.157 ± 0.004 | 0.079 ± 0.004 | 0.059 ± 0.004 | 0.039 ± 0.008 | Inches |
|           | 4.00 ± 0.10   | 4.00 ± 0.10   | 2.00 ± 0.10   | 1.50 ± 0.10   | 1.00 ± 0.20   | mm     |

### Taping Specifications – Embossed Plastic Tape



| Type/Code | A             | B             | E             | F             | W             | P0            | Unit   |
|-----------|---------------|---------------|---------------|---------------|---------------|---------------|--------|
| CSRF2817  | 0.181 ± 0.004 | 0.295 ± 0.004 | 0.069 ± 0.004 | 0.217 ± 0.004 | 0.472 ± 0.012 | 0.157 ± 0.004 | Inches |
|           | 4.60 ± 0.10   | 7.50 ± 0.10   | 1.75 ± 0.10   | 5.50 ± 0.10   | 12.00 ± 0.30  | 4.00 ± 0.10   | mm     |
| CSRF4320  | 0.211 ± 0.004 | 0.462 ± 0.004 | 0.069 ± 0.004 | 0.453 ± 0.004 | 0.945 ± 0.012 | 0.157 ± 0.004 | Inches |
|           | 5.36 ± 0.10   | 11.74 ± 0.10  | 1.75 ± 0.10   | 11.50 ± 0.10  | 24.00 ± 0.30  | 4.00 ± 0.10   | mm     |
| Type/Code | P1            | P2            | D0            | D1            | T1            | T2            | Unit   |
| CSRF2817  | 0.315 ± 0.004 | 0.079 ± 0.004 | 0.059 ± 0.004 | 0.061 ± 0.004 | 0.010 ± 0.002 | 0.039 ± 0.004 | Inches |
|           | 8.00 ± 0.10   | 2.00 ± 0.10   | 1.50 ± 0.10   | 1.55 ± 0.10   | 0.25 ± 0.05   | 1.00 ± 0.10   | mm     |
| CSRF4320  | 0.315 ± 0.004 | 0.079 ± 0.004 | 0.059 ± 0.004 | 0.059 ± 0.010 | 0.013 ± 0.004 | 0.077 ± 0.004 | Inches |
|           | 8.00 ± 0.10   | 2.00 ± 0.10   | 1.50 ± 0.10   | 1.50 ± 0.25   | 0.33 ± 0.10   | 1.96 ± 0.10   | mm     |

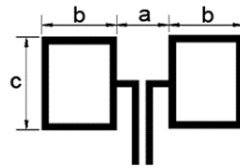
### Recommended Pad Layouts - CSRF



| Size              | a     | b     | c     | Unit   |
|-------------------|-------|-------|-------|--------|
| CSRF0402          | 0.012 | 0.024 | 0.024 | inches |
| 0.003 Ω - 0.007 Ω | 0.30  | 0.60  | 0.60  | mm     |
| CSRF0402          | 0.020 | 0.020 | 0.024 | inches |
| 0.008 Ω - 0.02 Ω  | 0.50  | 0.50  | 0.60  | mm     |
| CSRF0603          | 0.014 | 0.043 | 0.039 | inches |
| 0.002 Ω - 0.004 Ω | 0.35  | 1.10  | 1.00  | mm     |
| CSRF0603          | 0.024 | 0.035 | 0.039 | inches |
| 0.005 Ω - 0.009 Ω | 0.60  | 0.90  | 1.00  | mm     |
| CSRF0603          | 0.035 | 0.028 | 0.039 | inches |
| 0.01 Ω - 0.03 Ω   | 0.90  | 0.70  | 1.00  | mm     |
| CSRF0805          | 0.047 | 0.047 | 0.055 | inches |
|                   | 1.20  | 1.20  | 1.40  | mm     |
| CSRF0508          | 0.024 | 0.043 | 0.091 | inches |
|                   | 0.60  | 1.10  | 2.30  | mm     |
| CSRF1206          | 0.087 | 0.051 | 0.071 | inches |
|                   | 2.20  | 1.30  | 1.80  | mm     |
| CSRF0612          | 0.024 | 0.051 | 0.142 | inches |
|                   | 0.60  | 1.30  | 3.60  | mm     |
| CSRF2010          | 0.063 | 0.093 | 0.114 | inches |
| 0.003 Ω - 0.009 Ω | 1.60  | 2.35  | 2.90  | mm     |
| CSRF2010          | 0.106 | 0.071 | 0.114 | inches |
| 0.01 Ω - 0.1 Ω    | 2.70  | 1.80  | 2.90  | mm     |
| CSRF2512          | 0.063 | 0.152 | 0.141 | inches |
| 0.002 Ω - 0.003 Ω | 1.60  | 3.85  | 3.57  | mm     |
| CSRF2512          | 0.122 | 0.122 | 0.141 | inches |
| 0.004 Ω - 0.56 Ω  | 3.10  | 3.10  | 3.57  | mm     |
| CSRF2817          | 0.161 | 0.098 | 0.189 | inches |
| 0.003 Ω - 0.004 Ω | 4.10  | 2.50  | 4.80  | mm     |
| CSRF2817          | 0.177 | 0.091 | 0.189 | inches |
| 0.005 Ω - 0.1 Ω   | 4.50  | 2.30  | 4.80  | mm     |
| CSRF4320          | 0.157 | 0.197 | 0.276 | inches |
|                   | 4.00  | 5.00  | 7.00  | mm     |



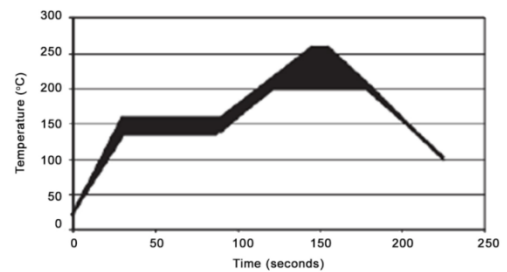
**Recommended Pad Layouts – CSRF-HP**



| Size                                | a             | b             | c             | Unit         |
|-------------------------------------|---------------|---------------|---------------|--------------|
| CSRF0402...-HP                      | 0.008<br>0.20 | 0.031<br>0.80 | 0.024<br>0.60 | inches<br>mm |
| CSRF0603...-HP<br>0.005 Ω - 0.009 Ω | 0.024<br>0.60 | 0.035<br>0.90 | 0.039<br>1.00 | inches<br>mm |
| CSRF0603...-HP<br>0.01 Ω - 0.03 Ω   | 0.035<br>0.90 | 0.028<br>0.70 | 0.039<br>1.00 | inches<br>mm |
| CSRF0805...-HP                      | 0.047<br>1.20 | 0.047<br>1.20 | 0.055<br>1.40 | inches<br>mm |

**Soldering Recommendations:**

- Peak reflow temperatures and durations:
  - IR Reflow Peak = 260°C max for 10 seconds
  - Wave Solder = 260°C max for 10 seconds
- Compatible with lead and lead-free solder reflow process
- Recommended IR Reflow Profile:

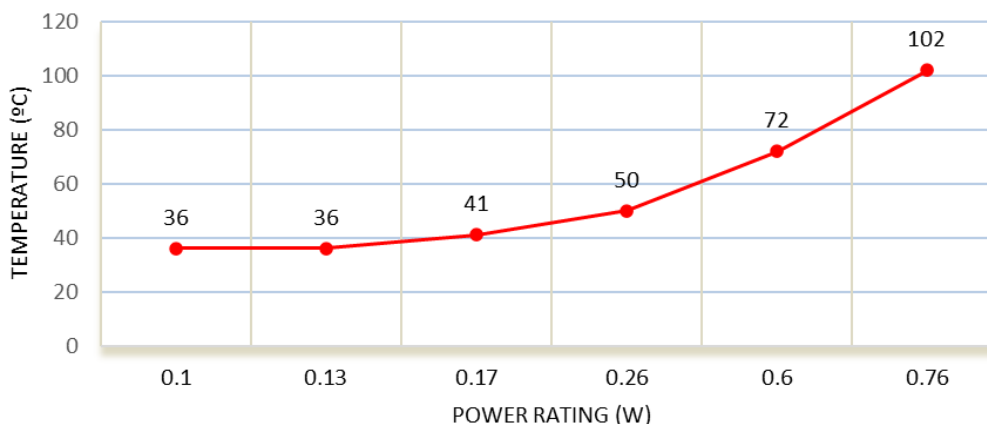


**High Power Chip Resistors and Thermal Management**

Stackpole has developed several surface mount resistor series in addition to our current sense resistors, which have had higher power ratings than standard resistor chips. This has caused some uncertainty and even confusion by users as to how to reliably use these resistors at the higher power ratings in their designs.

The data sheets for the RHC, RMCP, RNCP, CSR, CSRN, CSRF, CSS, and CSSH state that the rated power assumes an ambient temperature of no more than 100°C for the CSS / CSSH series and 70°C for all other high power resistor series. In addition, IPC and UL best practices dictate that the combined temperature on any resistor due to power dissipated and ambient air shall be no more than 105°C. At first glance this wouldn't seem too difficult, however the graph below shows typical heat rise for the CSR1206 100 milliohm at full rated power. The heat rise for the RMCP and RNCP would be similar. The RHC with its unique materials, design, and processes would have less heat rise and therefore would be easier to implement for any given customer.

CSR1206 100mΩ Surface Temperature Rise



The 102°C heat rise shown here would indicate there will be additional thermal reduction techniques needed to keep this part under 105 °C total hot spot temperature if this part is to be used at 0.75 watts of power. However, this same part at the usual power rating for this size would have a heat rise of around 72°C. This additional heat rise may be dealt with using wider conductor traces, larger solder pads and land patterns under the solder mask, heavier copper in the conductors, vias through PCB, air movement, and heat sinks, among many other techniques. Because of the variety of methods customers can use to lower the effective heat rise of the circuit, resistor manufacturers simply specify power ratings with the limitations on ambient air temperature and total hot spot temperatures and leave the details of how to best accomplish this to the design engineers. Design guidelines for products in various market segments can vary widely so it would be unnecessarily constraining for a resistor manufacturer to recommend the use of any of these methods over another.

Note: The final resistance value can be affected by the board layout and assembly process, especially the size of the mounting pads and the amount of solder used. This is especially notable for resistance values ≤ 50mΩ. This should be taken into account when designing.

**RoHS Compliance**

Stackpole Electronics has joined the worldwide effort to reduce the amount of lead in electronic components and to meet the various regulatory requirements now prevalent, such as the European Union’s directive regarding “Restrictions on Hazardous Substances” (RoHS 3). As part of this ongoing program, we periodically update this document with the status regarding the availability of our compliant components. All our standard part numbers are compliant to EU Directive 2011/65/EU of the European Parliament as amended by Directive (EU) 2015/863/EU as regards the list of restricted substances.

| RoHS Compliance Status  |   |                            |                                |                                   |  |                                       |
|-------------------------|---|----------------------------|--------------------------------|-----------------------------------|--|---------------------------------------|
| Standard Product Series | Description   | Package / Termination Type | Standard Series RoHS Compliant | Lead-Free Termination Composition | Lead-Free Mfg. Effective Date (Std Product Series) | Lead-Free Effective Date Code (YY/WW) |
| CSRF                    | Foil on Ceramic Current Sensing Surface Mount Chip Resistor | SMD                        | YES                            | 100% Matte Sn over Ni             | Jul-04   | 04/27                                 |

**“Conflict Metals” Commitment**

We at Stackpole Electronics, Inc. are joined with our industry in opposing the use of metals mined in the “conflict region” of the eastern Democratic Republic of the Congo (DRC) in our products. Recognizing that the supply chain for metals used in the electronics industry is very complex, we work closely with our own suppliers to verify to the extent possible that the materials and products we supply do not contain metals sourced from this conflict region. As such, we are in compliance with the requirements of Dodd-Frank Act regarding Conflict Minerals.

**Compliance to “REACH”**

We certify that all passive components supplied by Stackpole Electronics, Inc. are SVHC (Substances of Very High Concern) free and compliant with the requirements of EU Directive 1907/2006/EC, “The Registration, Evaluation, Authorization and Restriction of Chemicals”, otherwise referred to as REACH. Contact us for complete list of REACH Substance Candidate List.

**Environmental Policy**

It is the policy of Stackpole Electronics, Inc. (SEI) to protect the environment in all localities in which we operate. We continually strive to improve our effect on the environment. We observe all applicable laws and regulations regarding the protection of our environment and all requests related to the environment to which we have agreed. We are committed to the prevention of all forms of pollution.

**How to Order**

|   |   |   |   |   |   |   |   |   |    |    |    |    |    |    |    |    |
|---|---|---|---|---|---|---|---|---|----|----|----|----|----|----|----|----|
| 1 | 2 | 3 | 4 | 5 | 6 | 7 | 8 | 9 | 10 | 11 | 12 | 13 | 14 | 15 | 16 | 17 |
| C | S | R | F | 0 | 4 | 0 | 2 | F | T  | 8  | L  | 0  | 0  | -  | H  | P  |

| Product Series |              | Size |     |     | Tolerance  |      | Packaging |                       |            |          | Resistance Value   |  | Special |             |
|----------------|--------------|------|-----|-----|------------|------|-----------|-----------------------|------------|----------|--|--|---------|-------------|
| Code           | Description  | Code | W   |     | Code       | Tol  | Code      | Description           | Size       | Quantity | Four characters with the multiplier used as the decimal holder.          |  | Code    | Description |
| CSRF           | Foil/Ceramic |      | Std | -HP | F          | 1%   | T         | 7" Reel<br>Paper Tape | 0402       | 10000    | "L" used as multiplier of 10 <sup>-3</sup> for any value under 0.1 ohm.. |  | blank   | Standard    |
| 0402           | 0.125        | 0.25 | J   | 5%  | 0603, 0805 | 5000 |           |                       | 0612, 1206 | 0508     | 0.005 ohm = 5L00   |  | -HP     | High Power  |
| 0603           | 0.25         | 0.5  |     |     | 2010       | 4000 |           |                       | 2512       | 2000     | 0.01 ohm = 10L0  |  |         |             |
| 0805           | 0.5          | 1    |     |     | 2817, 4320 | 2000 |           |                       |            |          | 0.1 ohm = R100   |  |         |             |
| 0508           | 1            | NA   |     |     |            |      |           |                       |            |          |  |  |         |             |
| 1206           | 1            | NA   |     |     |            |      |           |                       |            |          |  |  |         |             |
| 0612           | 1.5          | NA   |     |     |            |      |           |                       |            |          |  |  |         |             |
| 2010           | 1            | NA   |     |     |            |      |           |                       |            |          |  |  |         |             |
| 2512           | 2            | NA   |     |     |            |      |           |                       |            |          |  |  |         |             |
| 2817           | 2-5          | NA   |     |     |            |      |           |                       |            |          |  |  |         |             |
| 4320           | 5            | NA   |     |     |            |      |           |                       |            |          |  |  |         |             |