

HVR Series


High Voltage Radial Leaded Plate Resistor

Stackpole Electronics, Inc.

Resistive Product Solutions

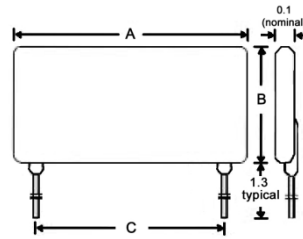
Features:

- Ohmic values available up to 50 G
- Voltage ratings to 40 K volts
- Ultra-high stability
- Tight tolerances to 0.1%
- Low VCR to 0.05 ppm/volt
- Very low noise
- Custom solutions available
- 100% RoHS compliant and lead free without exemption
- Halogen free
- REACH compliant



Electrical Specifications								
Case Size	Power Rating (W) @ 25°C	Maximum Voltage Rating (KV)	TCR (ppm/°C)	Ohmic Range (Ω) and Tolerance				
				0.1%	0.25%	0.5%	1%	2%, 5%, 10%, 20%
HVR(W)39	0.5	2	± 25	1M - 100M	1M - 100M	1M - 100M	1M - 100M	1M - 100M
			± 50	100K - 100M	100K - 100M	100K - 1G	100K - 1G	100K - 1G
			± 100	100K - 100M	100K - 100M	100K - 10G	100K - 10G	100K - 50G
			± 200	100K - 100M	100K - 100M	100K - 10G	100M - 50G	100M - 50G
HVR(W)29	0.5	4	± 25	1M - 100M	1M - 100M	1M - 100M	1M - 100M	1M - 100M
			± 50	100K - 100M	100K - 100M	100K - 1G	100K - 1G	100K - 1G
			± 100	100K - 100M	100K - 100M	100K - 10G	100K - 10G	100K - 50G
			± 200	100K - 100M	100K - 100M	100K - 10G	100M - 50G	100M - 50G
HVR(W)21	1	10	± 25	1M - 100M	1M - 500M	1M - 500M	1M - 500M	1M - 500M
			± 50	100K - 100M	100K - 500M	100K - 10G	100K - 10G	100K - 10G
			± 100	100K - 100M	100K - 500M	100K - 10G	100K - 50G	100K - 50G
			± 200	100K - 100M	100K - 100M	100M - 10G	100M - 50G	100M - 50G
HVR(W)42	2	20	± 25	1M - 100M	1M - 500M	1M - 500M	1M - 500M	1M - 500M
			± 50	100K - 100M	100K - 500M	100K - 10G	100K - 10G	100K - 10G
			± 100	100K - 100M	100K - 500M	100K - 10G	100K - 50G	100K - 50G
			± 200	100K - 100M	100K - 100M	100M - 10G	100M - 50G	100M - 50G
HVR(W)43	3	30	± 25	1M - 100M	1M - 500M	1M - 500M	1M - 500M	1M - 500M
			± 50	100K - 100M	100K - 500M	100K - 10G	100K - 10G	100K - 10G
			± 100	100K - 100M	100K - 500M	100K - 10G	100K - 50G	100K - 50G
			± 200	100K - 100M	100K - 100M	100M - 10G	100M - 50G	100M - 50G
HVR(W)56	6	40	± 25	1M - 100M	1M - 500M	1M - 500M	1M - 500M	1M - 500M
			± 50	100K - 100M	100K - 500M	100K - 10G	100K - 10G	100K - 10G
			± 100	100K - 100M	100K - 500M	100K - 10G	100K - 50G	100K - 50G
			± 200	100K - 100M	100K - 100M	100M - 10G	100M - 50G	100M - 50G

Mechanical Specifications



Size	A	B	C	Unit
HVR(W)39	0.300 ± 0.080	0.400 ± 0.030	0.200	inches
	7.62 ± 2.03	10.16 ± 0.76	5.08	mm
HVR(W)29	0.500 ± 0.080	0.375 ± 0.030	0.400	inches
	12.70 ± 2.03	9.53 ± 0.76	10.16	mm
HVR(W)21	1.000 ± 0.080	0.375 ± 0.030	0.900	inches
	25.40 ± 2.03	9.53 ± 0.76	22.86	mm
HVR(W)42	2.000 ± 0.080	0.500 ± 0.030	1.900	inches
	50.80 ± 2.03	12.70 ± 0.76	48.26	mm
HVR(W)43	3.000 ± 0.080	0.500 ± 0.030	2.900	inches
	76.20 ± 2.03	12.70 ± 0.76	73.66	mm
HVR(W)56	4.000 ± 0.080	0.750 ± 0.030	3.900	inches
	101.60 ± 2.03	19.05 ± 0.76	99.06	mm

Recommended Solder Profiles

This information is intended as a reference for solder profiles for Stackpole resistive components. These profiles should be compatible with most soldering processes. These are only recommendations. Actual numbers will depend on board density, geometry, packages used, etc., especially those cells labeled with “**”.

100% Matte Tin / RoHS Compliant Terminations

Soldering iron recommended temperatures: 330°C to 350°C with minimum duration.
Maximum number of reflow cycles: 3.

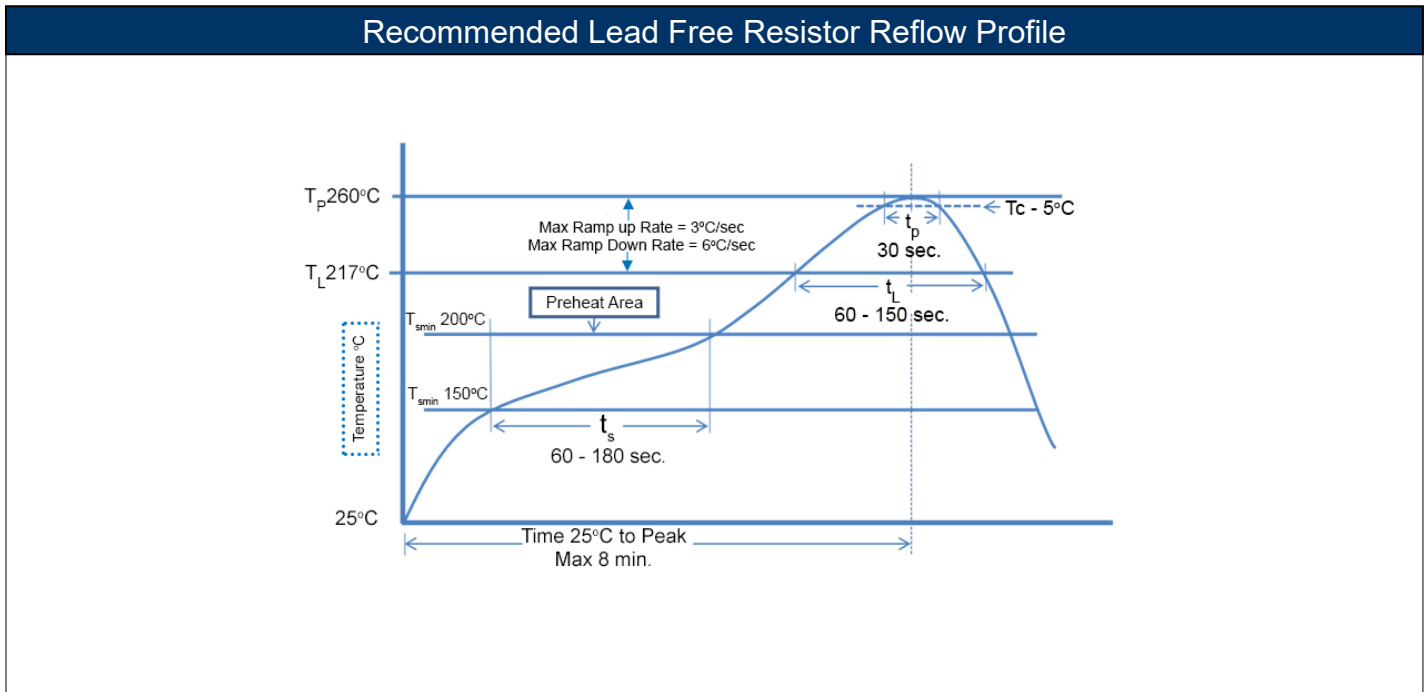
Wave Soldering

Description	Maximum	Recommended	Minimum
Preheat Time	80 seconds	70 seconds	60 seconds
Temperature Diff.	140°C	120°C	100°C
Solder Temp.	260°C	250°C	240°C
Dwell Time at Max.	10 seconds	5 seconds	*
Ramp DN (°C/sec)	N/A	N/A	N/A

Temperature Diff. = Difference between final preheat stage and soldering stage.

Convection IR Reflow

Description	Maximum	Recommended	Minimum
Ramp Up (°C/sec)	3°C/sec	2°C/sec	*
Dwell Time > 217°C	150 seconds	90 seconds	60 seconds
Solder Temp.	260°C	245°C	*
Dwell Time at Max.	30 seconds	15 seconds	10 seconds
Ramp DN (°C/sec)	6°C/sec	3°C/sec	*



RoHS Compliance

Stackpole Electronics has joined the worldwide effort to reduce the amount of lead in electronic components and to meet the various regulatory requirements now prevalent, such as the European Union’s directive regarding “Restrictions on Hazardous Substances” (RoHS 3). As part of this ongoing program, we periodically update this document with the status regarding the availability of our compliant components. All our standard part numbers are compliant to EU Directive 2011/65/EU of the European Parliament as amended by Directive (EU) 2015/863/EU as regards the list of restricted substances.

RoHS Compliance Status						
Standard Product Series	Description	Package / Termination Type	Standard Series RoHS Compliant	Lead-Free Termination Composition	Lead-Free Mfg. Effective Date (Std Product Series)	Lead-Free Effective Date Code (YY/WW)
HVR	High Voltage Ledged Resistor Networks	Radial Special	YES	100% Matte Sn	Always	Always

“Conflict Metals” Commitment

We at Stackpole Electronics, Inc. are joined with our industry in opposing the use of metals mined in the “conflict region” of the eastern Democratic Republic of the Congo (DRC) in our products. Recognizing that the supply chain for metals used in the electronics industry is very complex, we work closely with our own suppliers to verify to the extent possible that the materials and products we supply do not contain metals sourced from this conflict region. As such, we are in compliance with the requirements of Dodd-Frank Act regarding Conflict Minerals.

Compliance to “REACH”

We certify that all passive components supplied by Stackpole Electronics, Inc. are SVHC (Substances of Very High Concern) free and compliant with the requirements of EU Directive 1907/2006/EC, “The Registration, Evaluation, Authorization and Restriction of Chemicals”, otherwise referred to as REACH. Contact us for complete list of REACH Substance Candidate List.

Environmental Policy

It is the policy of Stackpole Electronics, Inc. (SEI) to protect the environment in all localities in which we operate. We continually strive to improve our effect on the environment. We observe all applicable laws and regulations regarding the protection of our environment and all requests related to the environment to which we have agreed. We are committed to the prevention of all forms of pollution.

How to Order

