


**Features:**

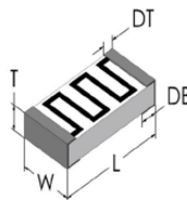
- Voltage ratings to 20000 Volts
- Resistance values to 10 Gohms
- Ultra-high stability
- Very low noise
- Tolerances to 1%
- Tolerances 10% and wider are typically untrimmed
- TCR to 100 ppm/°C
- RoHS compliant and halogen free
- REACH compliant



Electrical Specifications			
Type / Code	TCR (ppm/°C)	Maximum Working Voltage (V)	Ohmic Range (Ω) and Tolerance
			1%, 2%, 5%, 10%, 20%
UHV2010	100 200	3000	100 M - 158 M
		4000	162 M - 357 M
		6000	365 M - 10 G
UHV2512	100 200	4000	121 M - 249 M
		6000	255 M - 442 M
		8000	453 M - 698 M
		10000	715 M - 10 G
UHV3512	100 200	4000	100 M - 196 M
		6000	200 M - 324 M
		8000	332 M - 523 M
		10000	536 M - 732 M
		12000	750 M - 976 M
UHV4020	100 200	14000	1 G - 10 G
		6000	150 M - 249 M
		8000	255 M - 392 M
		10000	402 M - 562 M
UHV5020	100 200	12000	576 M - 768 M
		14000	787 M - 976 M
		16000	1 G - 10 G
		6000	100 M - 158 M
		8000	162 M - 249 M
UHV5020	100 200	10000	255 M - 357 M
		12000	365 M - 487 M
		14000	499 M - 634 M
		16000	649 M - 976 M
		20000	1 G - 10 G

Due to the high resistance values offered, the power rating for a given size and resistance value should be calculated by  $V^2/R$ . Because of the high voltage ratings, these resistors should be potted to ensure terminal isolation.

**Mechanical Specifications**

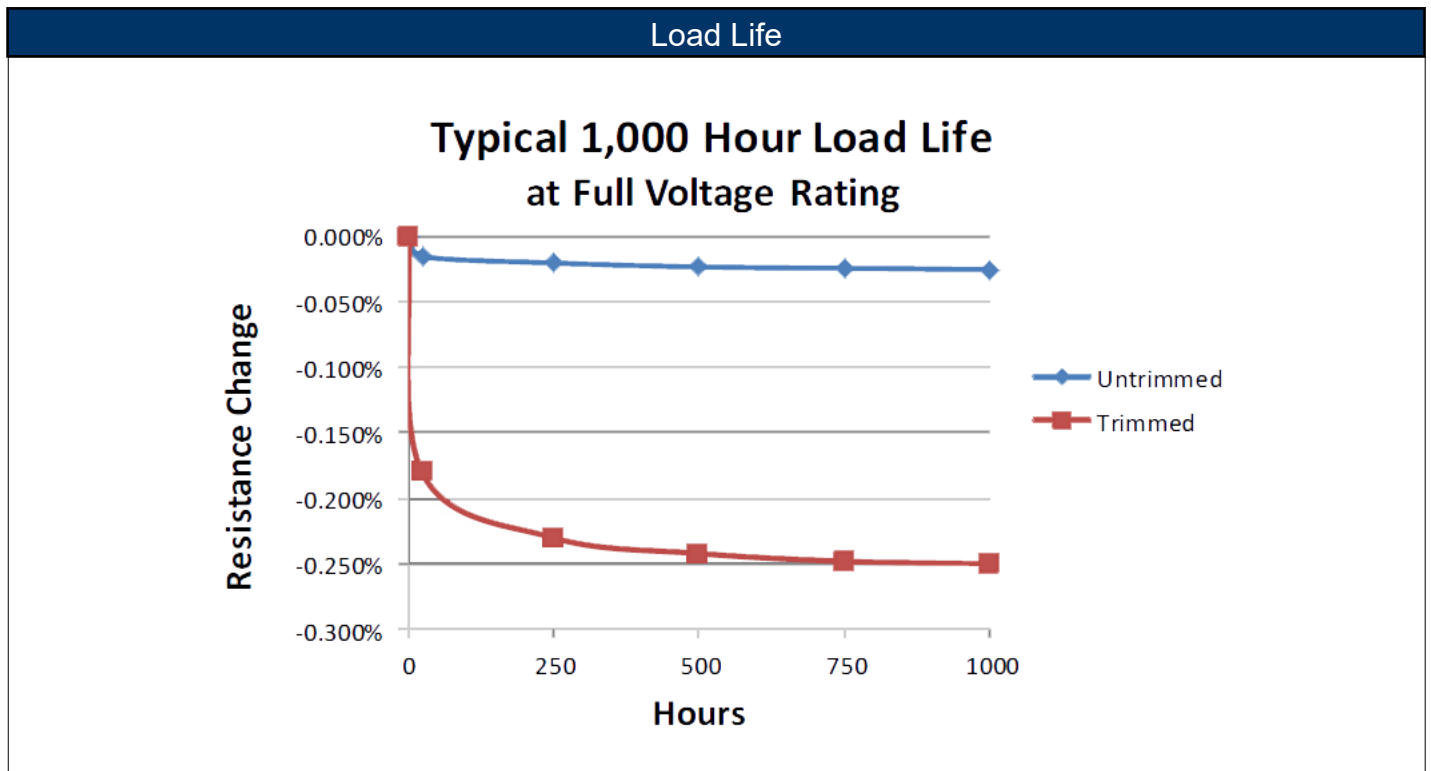


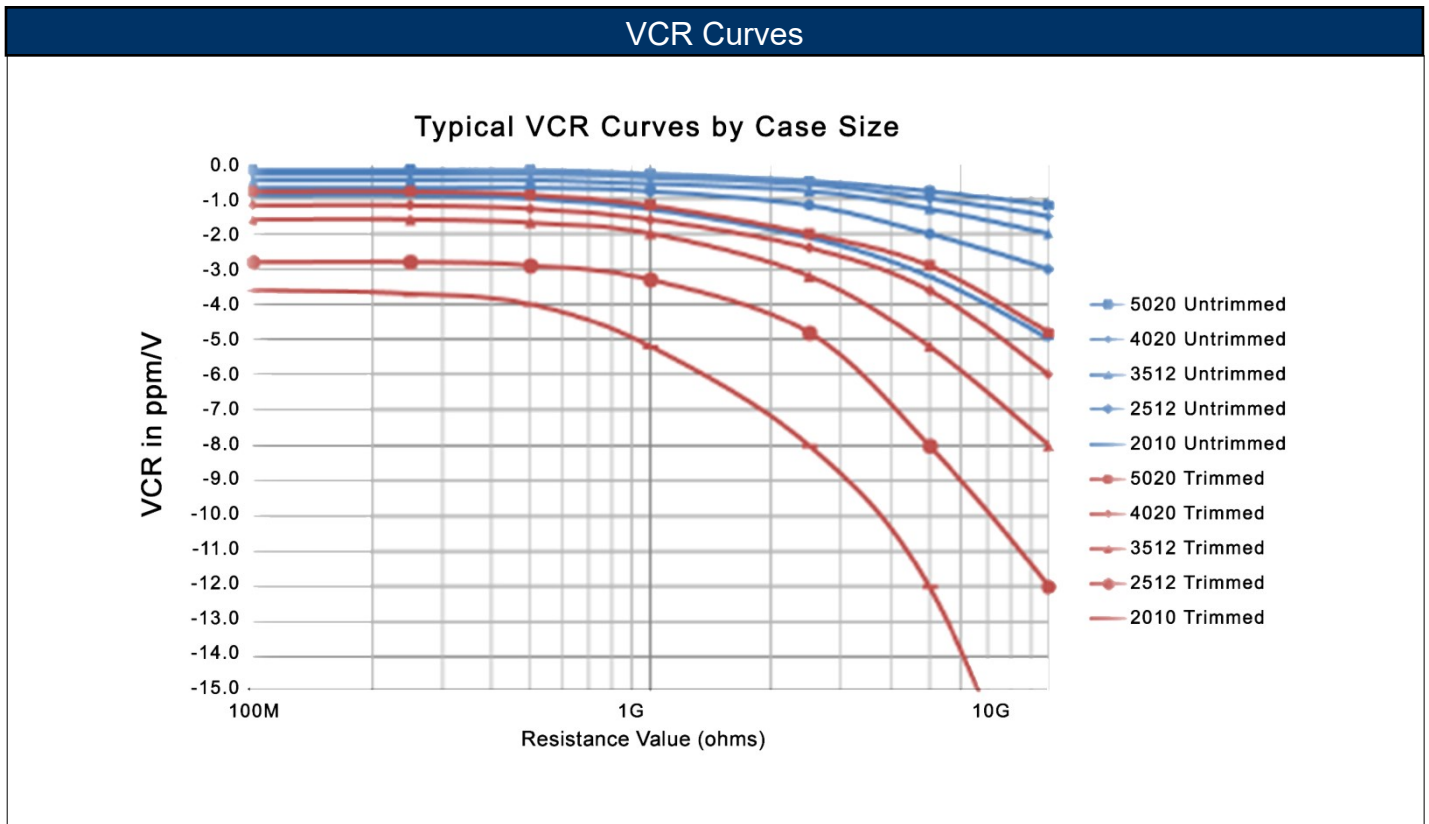
Type / Code	L Body Length	W Body Width	Thickness (Max.)	DT Top Termination	DB Bottom Termination	Unit
UHV2010	0.200 ± 0.010	0.100 ± 0.005	0.030	0.018 ± 0.010	0.020 ± 0.010	inches
	5.08 ± 0.25	2.54 ± 0.13	0.76	0.46 ± 0.25	0.51 ± 0.25	mm
UHV2512	0.250 ± 0.010	0.125 ± 0.005	0.030	0.020 ± 0.010	0.024 ± 0.010	inches
	6.35 ± 0.25	3.18 ± 0.13	0.76	0.51 ± 0.25	0.61 ± 0.25	mm

Mechanical Specifications (cont.)						
Type / Code	L Body Length	W Body Width	Thickness (Max.)	DT Top Termination	DB Bottom Termination	Unit
UHV3512	0.350 ± 0.010	0.125 ± 0.005	0.030	0.020 ± 0.010	0.024 ± 0.010	inches
	8.89 ± 0.25	3.18 ± 0.13	0.76	0.51 ± 0.25	0.61 ± 0.25	mm
UHV4020	0.400 ± 0.010	0.200 ± 0.005	0.030	0.025 ± 0.010	0.030 ± 0.010	inches
	10.16 ± 0.25	5.08 ± 0.13	0.76	0.64 ± 0.25	0.76 ± 0.25	mm
UHV5020	0.500 ± 0.010	0.200 ± 0.005	0.030	0.030 ± 0.010	0.030 ± 0.010	inches
	12.70 ± 0.25	5.08 ± 0.13	0.76	0.76 ± 0.25	0.76 ± 0.25	mm

Performance Characteristics	
Test	Typical Performance
Short Time Overload	0.5%
Load Life	0.5%
Temperature Cycle	0.5%
Moisture Resistance	0.5%
Shock	0.25%
Vibration	0.25%
Dielectric Withstanding Voltage	0.25%
Resistance to Soldering Heat	0.25%
Parameter	Typical
TCR	Measured from 25°C to 75°C
Pulse Capability	Consult Stackpole for pulse applications
Resistance Value	Measured at 100V Consult Stackpole for custom test voltages

Operating temperature range is -55°C to +150°C





### Recommended Solder Profile

This information is intended as a reference for solder profiles for Stackpole resistive components. These profiles should be compatible with most soldering processes. These are only recommendations. Actual numbers will depend on board density, geometry, packages used, etc., especially those cells labeled with “\*”.


### 100% Matte Tin / RoHS Compliant Terminations

Soldering iron recommended temperatures: 330°C to 350°C with minimum duration.  
Maximum number of reflow cycles: 3.

Wave Soldering			
Description	Maximum	Recommended	Minimum
Preheat Time	80 seconds	70 seconds	60 seconds
Temperature Diff.	140°C	120°C	100°C
Solder Temp.	260°C	250°C	240°C
Dwell Time at Max.	10 seconds	5 seconds	*
Ramp DN (°C/sec)	N/A	N/A	N/A

Temperature Diff. = Defference between final preheat stage and soldering stage.

Convection IR Reflow			
Description	Maximum	Recommended	Minimum
Ramp Up (°C/sec)	3°C/sec	2°C/sec	*
Dwell Time > 217°C	150 seconds	90 seconds	60 seconds
Solder Temp.	260°C	245°C	*
Dwell Time at Max.	30 seconds	15 seconds	10 seconds
Ramp DN (°C/sec)	6°C/sec	3°C/sec	*



### RoHS Compliance

Stackpole Electronics has joined the worldwide effort to reduce the amount of lead in electronic components and to meet the various regulatory requirements now prevalent, such as the European Union’s directive regarding “Restrictions on Hazardous Substances” (RoHS 3). As part of this ongoing program, we periodically update this document with the status regarding the availability of our compliant components. All our standard part numbers are compliant to EU Directive 2011/65/EU of the European Parliament as amended by Directive (EU) 2015/863/EU as regards the list of restricted substances.

RoHS Compliance Status						
Standard Product Series	Description	Package / Termination Type	Standard Series RoHS Compliant	Lead-Free Termination Composition	Lead-Free Mfg. Effective Date (Std Product Series)	Lead-Free Effective Date Code (YY/WW)
UHV	Ultra-High Voltage Chip Resistor	SMD	YES(1)	100% Matte Sn over Ni	Always	Always

Note (1): RoHS compliant by means of exemption 7c-l.

### “Conflict Metals” Commitment

We at Stackpole Electronics, Inc. are joined with our industry in opposing the use of metals mined in the “conflict region” of the eastern Democratic Republic of the Congo (DRC) in our products. Recognizing that the supply chain for metals used in the electronics industry is very complex, we work closely with our own suppliers to verify to the extent possible that the materials and products we supply do not contain metals sourced from this conflict region. As such, we are in compliance with the requirements of Dodd-Frank Act regarding Conflict Minerals.

**Compliance to “REACH”**

We certify that all passive components supplied by Stackpole Electronics, Inc. are SVHC (Substances of Very High Concern) free and compliant with the requirements of EU Directive 1907/2006/EC, “The Registration, Evaluation, Authorization and Restriction of Chemicals”, otherwise referred to as REACH. Contact us for complete list of REACH Substance Candidate List.

**Environmental Policy**

It is the policy of Stackpole Electronics, Inc. (SEI) to protect the environment in all localities in which we operate. We continually strive to improve our effect on the environment. We observe all applicable laws and regulations regarding the protection of our environment and all requests related to the environment to which we have agreed. We are committed to the prevention of all forms of pollution.

**How to Order**

